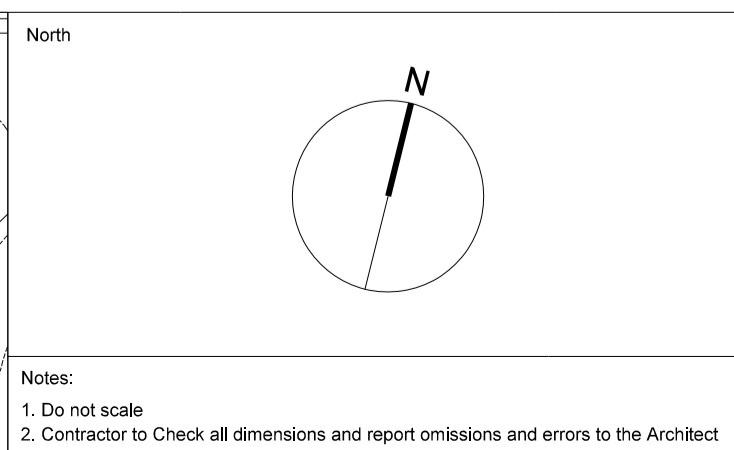
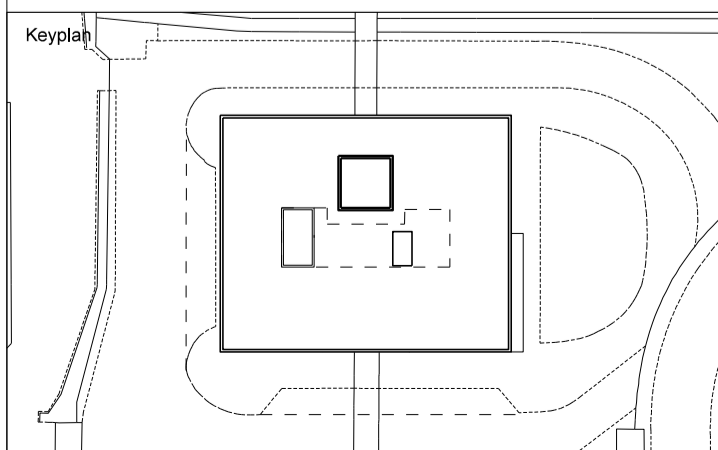


Inset: 2/F variation  
 (Additional accessible and connecting guestrooms.)  
 Total 10 Accessible Rooms



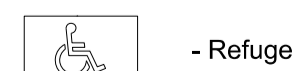
Typical floor on 2/F (see inset for variation)  
 33 guestrooms  
 (with 2 accessible guestrooms)  
 Typical floor on 3/F, 4/F, 5/F and 6/F  
 33 guestrooms  
 (with 1 accessible guestroom)

Window opening locations on each typical floor vary to suit elevations



No	Revision	Date	Initial	Chkd
03	PLANNING ISSUE	15.12.10	WF	NR
02	For comments only	09.12.10	WF	
01	For comments only	06.12.10	WF	
	No Revision			

NOTE:  
 Layouts shown are indicative design.  
 All areas, dims and seat estimate are subject to detail design and further design coordination.



REVISION

EPR Architects Limited  
 30 Millbank  
 London SW1P 4DU  
 +44 (0) 20 7932 7600  
 www.epr.co.uk



Longbridge House  
 Gatwick Airport

PROPOSED  
 TYPICAL FLOOR PLAN

PLANNING 1: 100 @ A1 08.11.10

Project No Type Bldg Number Zone/Lvl Rev  
**2115 - T - 01 - 0232 - Z02 03**

IN ABEYANCE