
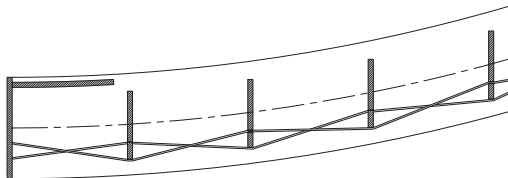


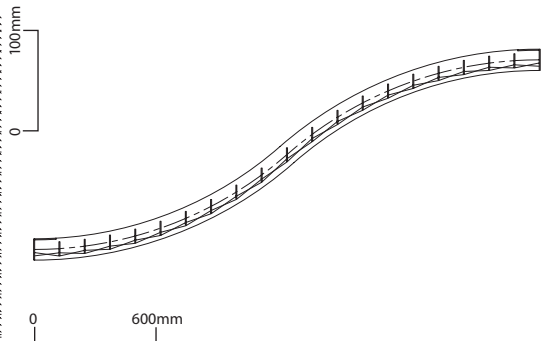
Cladding panel part elevation scale



Cladding panel part plan



Cladding panel plan scale



1. annealed grade 316 stainless steel braid woven through slots in 20 x 1.5mm nominal flats